

# Furniture Building Material


# Executive Desk

The unique and modern management tables of the FAST Collection have been created with the combination of art and technology. This attractive product is the perfect choice for top managers in offices.




# Executive Meeting Table

FAST Conference Table expresses confidence, quality, ingenuity and technology, so you can cater to the decision makers, the dreamers and the doers alike.








# Executive Partition Wall

Frameless glass partition are an ideal solution to create transparent working environment. This single-glazed partition system creates attractive rooms with clear views.

# Fast Operative



In general, white is full of positive energy, which at the same time makes people calm. It will be interesting for you to know that white is the most favorite color in decoration, and is also known as the friend of minimalists, because it has many uses in minimal decoration.

## Operative Partition Wall

The Double Glazed Partition System provides the transparency of glass yet the acoustic rating of a solid wall and with the opaque glass or integral operable blind privacy option. The system is ideal for interior offices, conference rooms, meeting rooms and atriums.



# Operative Workstation


FAST workstations are designed to look beautiful and work perfectly. It could be set with an unmatched range of work chairs, storage, and accessories.

Workstations can be planned to support three primary work modes: Focused, Shared, and Team. The product can be shipped anywhere across the globe and assembled with ease.



# Operative Desk

Expert & personnel desks of the FAST Collection belongs to modern generation. Ergonomic and attractive design of this product increase productivity in the workplace.







# Operative Multipurpose Desk

Folding desk of FAST Collection is a combination of creativity and industry. The most important characteristic of this product is its ease of movement and versatility.

# Reception

Do you want to make an outstanding first impression in your waiting room? Reception area desks will bring prestige to your business or office waiting area. Every business needs the finest collection of lobby furniture, which can include desks, tables and comfortable chairs, for their clients who wait. Most reception area desks come with a top transaction counter for the convenience of guests and can be L shaped, straight or even curved to give your waiting room a modern look.



# Storage

FAST storage units including credenza, filing cabinet and bookshelf have various models and customizable elements that will efficiently accommodate both current and future storage needs. They offer opportunity for decorative display and keep necessary books, binders and tools close available.

# Colors

Colors are very important in the beauty of the workplace and decoration. FAST office furniture with its diverse and beautiful colors could be an important factor in making your workplace attractive. You can set the color of panels and legs with environment.



# **Furnitures Collection**





# Signature Collection

Making its way into every home. Unique style that create a simple and yet aesthetic which is affordable and functional.







# Canterbury Collection

Sleek design, elegant and attractive furniture that let you build your home with ease and self assurance.





## Kentucky Collection

Innovative and desirable furniture which is affordable and yet maximizing your home's potential.





**Elegance Series**



**Madison  
Shoe  
Cabinet**



**Memory Study Table**



# Safari Collection

The Collection that make the Beginning and Ending for everyday.



# Iconic Collection

Embrace modern design but still reverse traditional design, the Collection that preserved the best of both world.







## Valencia Collection

Design that incorporate both grand ambient and beloved, comfortable and simple forms.





**A & H<sub>w</sub>**

☐ 6 PCS COMFORTER SET  
☐ 4 PCS COMFORTER SET  
MEGAN-001

**A & H<sub>w</sub>**

☐ 6 PCS COMFORTER SET  
☐ 4 PCS COMFORTER SET  
ELSA-008



**A & H<sub>w</sub>**

■ 6 PCS COMFORTER SET  
■ 4 PCS COMFORTER SET  
MEGAN-008

**A & H<sub>w</sub>**

■ 6 PCS COMFORTER SET  
■ 4 PCS COMFORTER SET  
ELSA-001



A & H<sub>w</sub>



■ 6 PCS COMFORTER SET  
■ 4 PCS COMFORTER SET  
ELSA-003

A & H<sub>w</sub>



■ 6 PCS COMFORTER SET  
■ 4 PCS COMFORTER SET  
ELSA-005



## Elegant PVC Door Series (OPH)

- Fashional and Creative Design
- Special Design Choosing
- High-end Technology
- Environmental Protection







## **Elegant PVC Door Series(OPE)**

- Design's Patent Right
- Special High-end Technology
- Aesthetic and Durability
- Environmental Protection



## Elegant PVC Door Series (OPM)

- Elegant
- Special Design
- High-end Technology
- Environmental Protection







## Light Luxury Series

- Simple and Generous
- Advanced Design Concept
- Environmental Non-Paint Process
- High-end production Technology




# Solid Composite Wooden Door Series

- Scientific Structure
- More Veneer and Color Choosing
- Nature and Design Plentiful
- Environmental Protection





# Lights Collection




 C89191-54  
850•650•200 MM




 C89196-104  
1000•750•260 MM




 C89201-7+3  
Ø650•390 MM




 C89238-1  
200•200•150 MM




 C89194-100  
950•710•260 MM



 C89233-60  
700•700•200 MM



 C89200-1  
Ø200•150 MM




 C89239-1  
Ø180•150 MM







 C89261-1  
 Ø200•150 MM




 C89261-7  
 Ø700•150 MM





 C89268-1  
 Ø200•150 MM





 C89268-12+4  
 1100•1100•230 MM





 C89261-4  
 580•400•150 MM






 C89261-12  
 950•700•150 MM




 C89268-3  
 Ø500•150 MM





 C89278-116  
 1150•580•150 MM

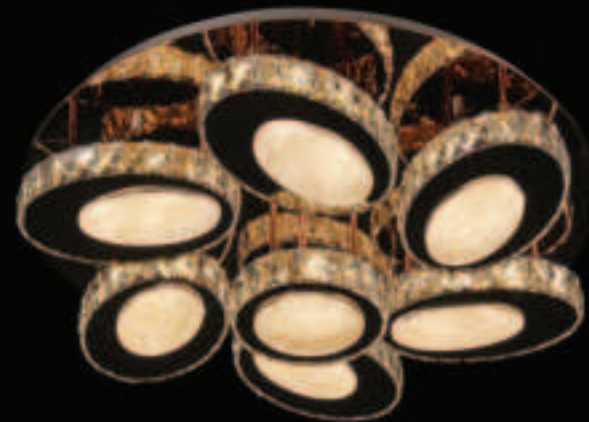




 C89257-1+1  
450•250•155 MM




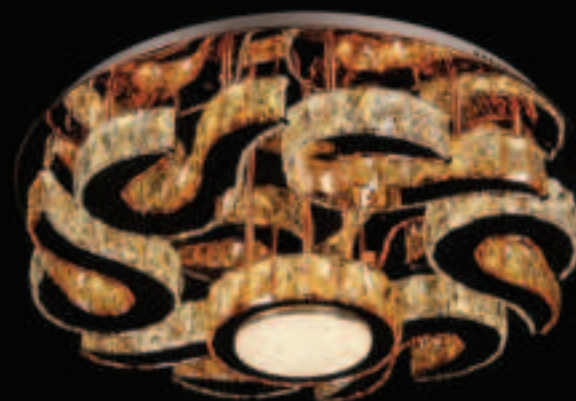
 C89266-6+1  
Ø800•230 MM



 C89274-3  
Ø400•150 MM



 C89295-6+1  
Ø650•230 MM




 C89266-1L  
300•210•150 MM




 C89273-1  
390•240•150 MM




 C89269-8+1  
Ø800•230 MM




 C89295-8+1  
Ø800•230 MM





 H89513-450  
Ø 450\*1200 MM




 C89513-650  
Ø 650\*270 MM




 C89531-15  
Ø 420\*120 MM




 C89532-13  
400\*200\*120 MM




 C89513-450  
Ø 450\*350 MM




 C89513-800  
Ø 800\*300 MM



 C89529-24  
Ø 600\*120 MM



 C89530-19  
Ø 400\*120 MM







H89377-3  
710\*210\*1200 MM



H89382-3  
720\*220\*1200 MM



H89387-30  
Ø500\*1200 MM



H89397-18  
Ø460\*1200 MM



H89381-3  
900\*70\*1200 MM



H89382-15+5  
Ø850\*2600 MM



H89396-60  
Ø800\*1200 MM



H89402-64  
Ø800\*1200 MM



H89516-81+9  
Ø1050•1550 MM



H89517-60  
Ø700•1200 MM



H89517-90  
Ø800•1500 MM

H89510-30  
Ø500•1200 MM



H89510-46  
Ø600•1500 MM

H89518-60  
1000•600•1200 MM



H89520-48  
Ø600•1200 MM



H89522-9  
Ø1100\*3000 MM



H89535-2  
1500\*220\*1200MM



H89535-1  
1000\*120\*1200MM



H89526-1  
Ø180\*1200 MM



H89526-3RD  
Ø400\*1500MM



H89526-600  
Ø600\*1200MM



H89526-1S  
Ø135\*1200MM





H89173-240  
L900\*W900\*H2600MM



H89174-262  
D1000\*H2600MM



C89201-8+4  
D800\*H390MM



C89201-12+10  
D850\*H390MM



C89201-16+9  
L850\*W850\*H390MM



C89201-20+12  
L1050\*W800\*H390MM





C89277-19+9  
D1200\*H1500MM



C89277-9+4  
L650\*W650\*H1200MM



C89277-7+3  
D650\*H1200MM



C89286-30+4+12  
D650\*H450MM



C89286-40+9+27  
D850\*H550MM




C89292-9  
D650\*H300MM




C89292-19  
D850\*H380MM






 H89301-6  
D380\*H1200MM




 H89309-8  
D550\*H1200MM




 H89318-8  
D650\*H450MM




 H89319-8  
D650\*H430MM




 H89301-12  
D650\*H1200MM




 H89309-12  
D700\*H1200MM




 H89318-12  
D760\*H450MM




 H89319-12  
D780\*H430MM







 C89329-33  
 D550\*H230MM





 C89329-121  
 D1000\*H390MM




 H89334-48+7  
 D800\*H2600MM




 H89335-4+2  
 L800\*W400\*H1200MM





 C89329-73  
 D800\*H310MM





 H89330-66  
 L790\*W790\*H1200M





 H89336-36  
 L1000\*W300\*H1200MM






 T89426-005  
L320\*W190\*H350MM




 T89426-007  
L370\*W120\*H320




 T89426-013  
L330\*W190\*H320MM




 T89426-015  
L280\*W190\*W350MM




 T89426-006  
L300\*W190\*H350MM




 T89426-008  
L330\*W190\*H320MM



 T89426-014  
L330\*W190\*H320MM





 T89426-016  
L290\*W190\*H330MM






MATT



Curving Effect

GLOSSY







[www.ansargroup.com](http://www.ansargroup.com)